





ASHOKA PUBLIC SCHOOL
JAMUI, BIHAR



PRE NURSERY



All About Me



My name is

I am years old

I am a...

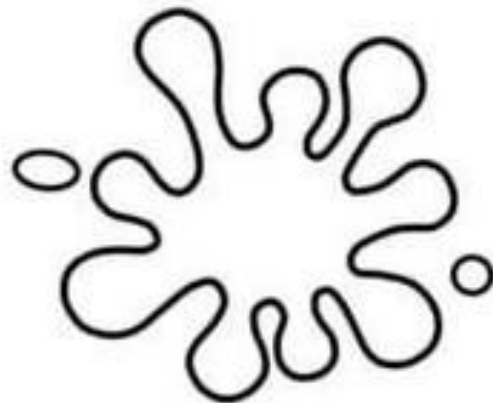


boy




girl

My favorite color is...




I like...

My favorite food is...




Tear different coloured papers into tiny bits. Spread glue on the butterfly's wings. Paste paper pieces on the wings. You may also paste some bindis/ stones (●) to decorate the butterfly .





Fill the clouds by dabbing the black colour using cotton balls. Then make stars with white colour by using ear buds.

Let's make a beautiful night cloud.




Pick up your colourful crayons and colour the picture below.




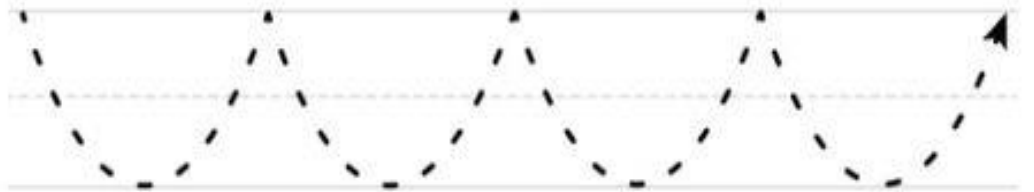



Colours play a vital role in our lives and how we respond to our surroundings. The colours you surround yourself with can influence your perspective and emotions, as well as those around you.




Fill the colours in Rainbow to make it beautiful as you are.



Trace the Lines Left to Right





Trace with Crayons



Concept of Big/Small

Look at the pictures in the boxes. Answer the questions by circling the correct picture.








Summer is such an enticing season and Summer Vacation is much-deserved break to do whatever you want. Follow your excursion where ever it may take you, but don't forget to pack your needs.

What did you pack?

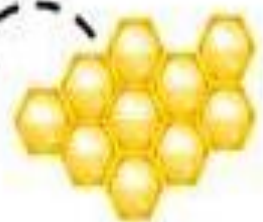



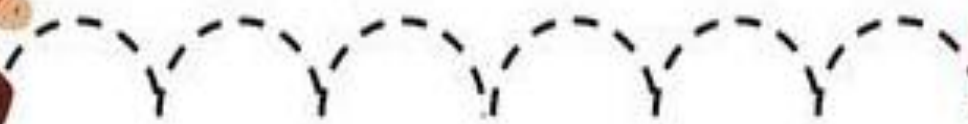

Color the pictures and circle what you packed for your trip.



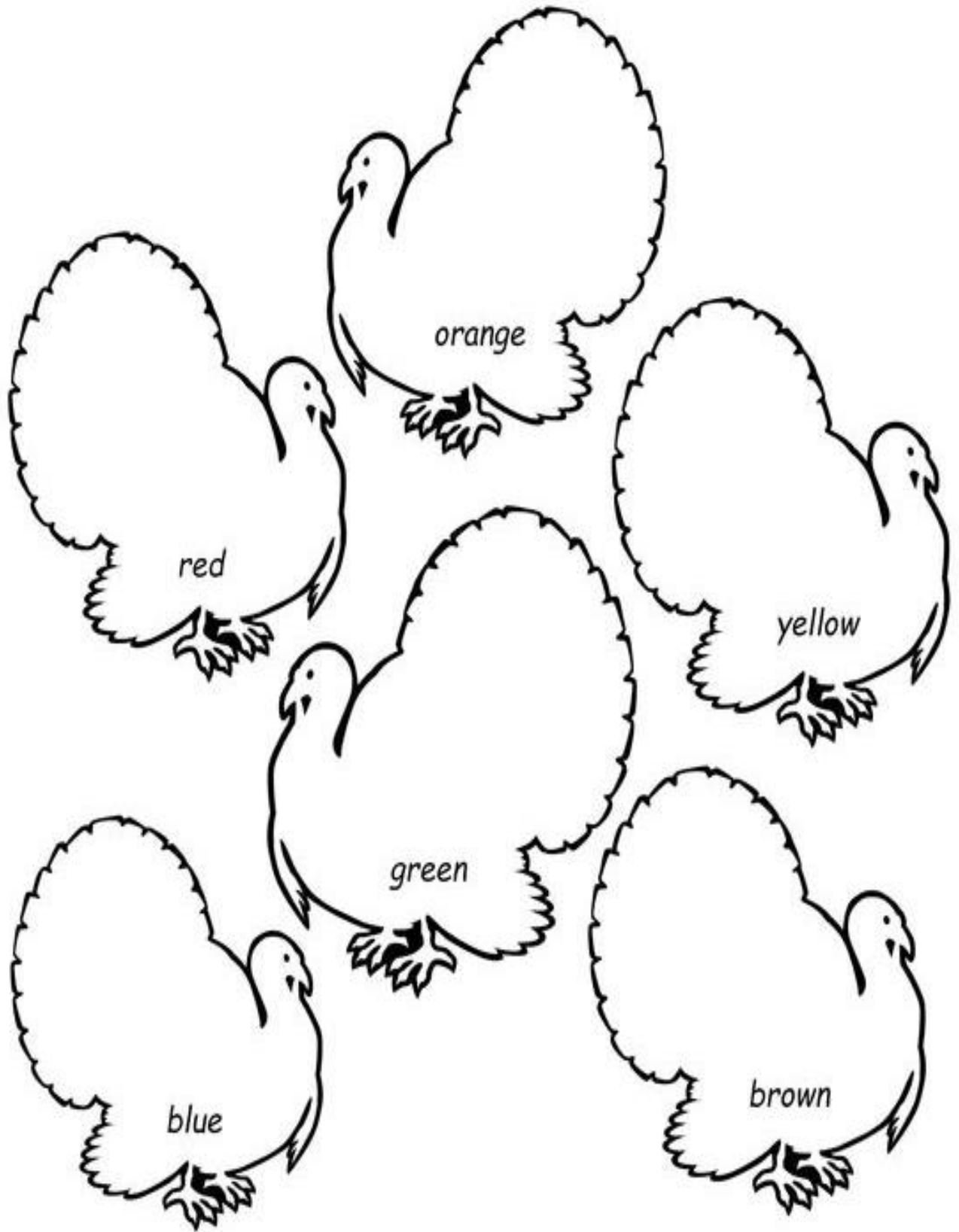
Color only the fruits



Trace the Patterns



Colour the Turkey



Learn and Practice the Rhymes

Hop a little



Hop a little ,
jump a little
One, two, three



Skip a little,
Run a little
Tap one knee.



Bend a little,
stretch a little
Nod your head.



Yawn a little,
sleep a little
in your bed.



Ten little fingers



Ten little fingers,
Ten little toes,
Two little ears,
And
one little nose,
Two little eyes,
That shine so bright,
And
two little lips to
kiss Mamma
"Good Night".



सूरज गोल, चन्दा गोल



सूरज गोल, चन्दा गोल,



मम्मी जी की रोटी गोल

पूड़ी गोल, कचौड़ी गोल



भैया खाए, लड्डू गोल।



पहिया गोल, रूपया गोल,



सुनो साथियों, दुनिया गोल



बारिश

बारिश आई छम छम छम,
आओ भीगे तुम और हम।



छप छपा छप उछले हम,
फिर अचानक से फिसले हम।

मिलकर खाएँ सब गरम पकोड़े,
देखो बरसने लगे है ओले।



ठंडी ठंडी हवा के झोंके,
मेंढक देखो टक टक ताके।



बारिश की मस्ती में हम खूब मजे उड़ाए,
आओ मिलकर बारिश में हम सब नहाये।



Father's Day Project

Objective: Complete the provided craft design to create a thoughtful and personalized gift for your father or a father figure in your life.

Instructions:

1. **Design Template:** Enclosed with this message is a craft design template. This will be your guide for creating the Father's Day craft. Make sure to follow the instructions carefully.
2. **Materials:** Use the materials specified in the template. If any additional materials are needed, they should be easily available at home. Feel free to add your own creative touches!
3. **Personal Touch:** Even though you are following a template, try to include a personal element. You can add a heartfelt message, decorate it with colours or patterns your father likes, or incorporate something that represents a shared memory.
4. **Neatness and Presentation:** Pay attention to the neatness and overall presentation of your craft. Take your time to ensure it looks special and well-made.

Submission:

Deadline: Your completed craft should be submitted on the first day of school after the holidays.

Presentation: Be prepared to share your craft with the class and talk about why you think it will be meaningful for your father.

We hope this project will be a fun and meaningful activity for you during the holidays. Take this opportunity to show your appreciation and love for your father in a creative way. We look forward to seeing your wonderful creations!

Have a great holiday and happy crafting!





for
your hard work.
Enjoy your summer break and don't forget
your homework.